

S.A.I.V.U.S.
SOCIETY TO ADVANCE INDIGENOUS VERNACULARS OF THE UNITED STATES

Cherokee Language Tutorial
Mathias Bullerman

www.cherokee.saivus.org

This document may be distributed for non-commercial purposes only.

© 2010 SAIVUS Press. All Rights Reserved.
Last Updated: 06/18/2010

Cherokee Syllabary Flash Cards

Directions: If your printer is capable of printing double-sided pages, go to File, select Print and make sure the box that says 'Collate' is checked. Print pages 2-21. Cut along the solid lines. These flash cards can be printed on standard paper, however, a stiffer paper such as 'cardstock' works better. Cardstock may be purchased at any office store or print shop.

If your printer is not capable of printing double-sided pages you can print page 2, manually flip over the printed page, feed it back into the printer, and then print page 3. Depending on the specific nature your printer you may have turn the page upside down as well. Repeat this process for the rest of the document. Cut along the solid lines.

As an alternative to this method you could print pages 2-21 and then use a copy machine that is capable of making double-sided copies. This will also ensure that the boxes on both sides of the page will line up properly.










If this is too complicated, or if you cannot manage to find a stiff paper, you could always print pages 2-21, cut along the solid lines, and then paste the pieces to the fronts and backs of note cards.

D	R	T
Ꭰ	Ꭱ	Ꭲ
Ꭳ	Ꭴ	Ꭵ

<p style="text-align: center;">i</p> <p style="text-align: center;">“ee”</p>	<p style="text-align: center;">e</p> <p style="text-align: center;">“eh”</p>	<p style="text-align: center;">s</p> <p style="text-align: center;">“sh”</p>
<p style="text-align: center;">v</p> <p style="text-align: center;">“uh”</p>	<p style="text-align: center;">u</p> <p style="text-align: center;">“oo”</p>	<p style="text-align: center;">o</p> <p style="text-align: center;">“oh”</p>
<p style="text-align: center;">ge</p> <p style="text-align: center;">“geh” “keh”</p>	<p style="text-align: center;">ka</p> <p style="text-align: center;">“ksh”</p>	<p style="text-align: center;">ga</p> <p style="text-align: center;">“gsh”</p>










Y	A	J
E	W	P
A	F	G










<p>gn</p> <p>“oo” “koo”</p>	<p>go</p> <p>“goh” “koh”</p>	<p>gi</p> <p>“gee” “kee”</p>
<p>he</p> <p>“heh”</p>	<p>ha</p> <p>“hah”</p>	<p>gv</p> <p>“guh” “kvh”</p>
<p>hu</p> <p>“hoo”</p>	<p>ho</p> <p>“hoh”</p>	<p>hi</p> <p>“hee”</p>

<p>le</p> <p>“leh” “hleh”</p>	<p>la</p> <p>“lah” “hlah”</p>	<p>lv</p> <p>“lvh”</p>
<p>lu</p> <p>“loo” “hloo”</p>	<p>lo</p> <p>“loh” “hloh”</p>	<p>li</p> <p>“lee” “hlee”</p>
<p>me</p> <p>“meh”</p>	<p>ma</p> <p>“mah”</p>	<p>vl</p> <p>“lvh” “hvlh”</p>

H	ᵑ	ᵑ
ᵑ	ᵑ	ᵑ
ᵑ	ᵑ	ᵑ

 "mo"	 "mo"	 "me"
 "neh" "neh"	 "na"	 "na"
 "no" "no"	 "no" "no"	 "nee" "nee"

<p>ᎠᎵᎠ “kweh” “gweh”</p>	<p>ᎠᎵᎡ “kwas” “gwas”</p>	<p>ᎠᎵᎢ “nuh” “ghuh”</p>
<p>ᎠᎵᎣ “kwo” “gwo”</p>	<p>ᎠᎵᎤ “kwoh” “gwoh”</p>	<p>ᎠᎵᎥ “kwee” “gwee”</p>
<p>ᎠᎵᎦ</p>	<p>ᎠᎵᎧ “sh”</p>	<p>ᎠᎵᎨ “kwh” “ghwh”</p>

Ꭰ	Ꭱ	Ꭲ
Ꭳ	Ꭴ	Ꭵ
Ꭶ	Ꭷ	Ꭸ










os "soh"	is "see"	es "seh"
as "dah"	as "sh"	us "ooz"
et "teh"	de "deh"	at "tah"

Ⴀ	Ⴁ	Ⴃ
Ⴄ	Ⴅ	Ⴆ
Ⴇ	Ⴈ	Ⴉ

<p style="text-align: center;">ob</p> <p style="text-align: center;">“doh” “toh”</p>	<p style="text-align: center;">it</p> <p style="text-align: center;">“tee”</p>	<p style="text-align: center;">ib</p> <p style="text-align: center;">“dee”</p>
<p style="text-align: center;">slb</p> <p style="text-align: center;">“dsh”</p>	<p style="text-align: center;">vb</p> <p style="text-align: center;">“dvh” “tuh”</p>	<p style="text-align: center;">ub</p> <p style="text-align: center;">“doo” “too”</p>
<p style="text-align: center;">ilt</p> <p style="text-align: center;">“tee” “dee”</p>	<p style="text-align: center;">tle</p> <p style="text-align: center;">“teh” “dleh”</p>	<p style="text-align: center;">slt</p> <p style="text-align: center;">“tsh”</p>

Ꮖ	Ꮗ	Ꮘ
Ꮙ	Ꮚ	Ꮛ
Ꮜ	Ꮝ	Ꮞ

<p>vtv</p> <p>“tuh” “dvh”</p>	<p>tvv</p> <p>“toh” “doo”</p>	<p>tov</p> <p>“toh” “doh”</p>
<p>tsi</p> <p>“chee” “jee”</p>	<p>tse</p> <p>“cheh” “jeh”</p>	<p>tss</p> <p>“chah” “jah”</p>
<p>tsv</p> <p>“chuh” “juh”</p>	<p>tsv</p> <p>“choo” “joo”</p>	<p>tso</p> <p>“choh” “joh”</p>

<p style="text-align: center;">iw</p> <p style="text-align: center;">“wee” “hwee”</p>	<p style="text-align: center;">we</p> <p style="text-align: center;">“weh” “hweh”</p>	<p style="text-align: center;">wa</p> <p style="text-align: center;">“wah” “hwah”</p>
<p style="text-align: center;">vw</p> <p style="text-align: center;">“wh” “hwh”</p>	<p style="text-align: center;">wv</p> <p style="text-align: center;">“wo” “hwo”</p>	<p style="text-align: center;">wo</p> <p style="text-align: center;">“woh” “hwoh”</p>
<p style="text-align: center;">yo</p> <p style="text-align: center;">“yoh” “hyoh”</p>	<p style="text-align: center;">ye</p> <p style="text-align: center;">“yeh” “hyeh”</p>	<p style="text-align: center;">ya</p> <p style="text-align: center;">“yah” “hyah”</p>

ḥ	G^w	B
G		

<p>ᎡᎦ</p> <p>“ᎡᎦ” “ᎡᎦ”</p>	<p>ᎡᎦ</p> <p>“ᎡᎦ” “ᎡᎦ”</p>	<p>ᎡᎦ</p> <p>“ᎡᎦ” “ᎡᎦ”</p>
		<p>ᎡᎦ</p>